




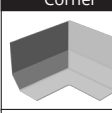
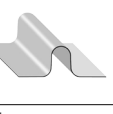






# SENTINEL GRP ESTIMATING GUIDE

## PROJECT DETAILS:

## RANGE OF TRIMS AVAILABLE:

<b>A200 Drip</b>  Qty:	<b>A250 Large Drip</b>  Qty:	<b>C100 Simulated Lead</b>  Qty:	<b>B260 Raised Edge</b>  Qty:	<b>C3 External Corner</b>  Qty:	<b>C3 Internal Corner</b>  Qty:
<b>E280 Expansion</b>  Qty:	<b>F300 Flat Sheet</b>  Qty:	<b>D260 Wall Fillet</b>  Qty:	<b>AT195 Ext &amp; Int</b>  Qty:	<b>C1 Universal External Corner</b>  Qty:	

Catalyst required (Millilitres)	Temperature/Catalyst required	13-19 °C	9-12 °C	5-8 °C
Quantity of Resin & Topcoat (Kg)	20-30 °C 1%	2%	3%	4%
1	10ml	20ml	30ml	40ml
2	20ml	40ml	60ml	80ml
3	30ml	60ml	90ml	120ml
4	40ml	80ml	120ml	160ml
5	50ml	100ml	150ml	200ml
6	60ml	120ml	180ml	240ml
7	70ml	140ml	210ml	280ml
8	80ml	160ml	240ml	320ml
9	90ml	180ml	270ml	360ml

## ESSENTIAL MATERIALS

Trims have to be calculated for each project/application.

Roof Area (m²)	Sentinel GRP Resin required at a coverage rate of 1.5kg/ m² (allows for 10% wastage)		Sentinel GRP Topcoat required at a coverage rate of 0.5kg/ m²		Sentinel Standard Chopped Strand Matting 450gsm required (33kg covers approx 66 m²)		Catalyst (1kg) based on 4%	Decking Boards 2.4m x 0.6m x 18mm
	Kg	N. of Tins	Kg	N. of Tins	M²	Rolls (33kg)	Kg	1.44 m²/board
		10kg + 20kg		10kg + 20kg				
5	7.5	1 + 0	2.5	1 + 0	5	1	1	5
10	15	0 + 1	5	1 + 0	10	1	1	8
15	22.5	1 + 1	7.5	1 + 0	15	1	2	12
20	30	1 + 1	10	1 + 0	20	1	2	15
25	37.5	0 + 2	12.5	0 + 1	25	1	2	19
30	45	1 + 2	15	0 + 1	30	1	3	23
35	52.5	0 + 3	17.5	0 + 1	35	1	3	26
40	60	0 + 3	20	0 + 1	40	1	3	30
50	75	0 + 4	25	1 + 1	50	2	5	38
60	90	1 + 4	30	1 + 1	60	2	6	46
70	105	1 + 5	35	0 + 2	70	2	7	54
80	120	0 + 6	40	0 + 2	80	2	7	61
90	135	0 + 7	45	1 + 2	90	3	7	69
100	150	1 + 7	50	1 + 2	100	3	7	77

These calculations are based on the recommended coverage rates stated in the above table.

\*Use approximately 33% more resin when using the 600gsm chop strand matting\*

Apply resin to the deck with a roller at the rate of 1kg per square metre if using 450gsm Fibre-mat or 1.2kg per square meter if using 600gsm.

## RECOMMENDED ANCILLARIES

Roof Size (M²)	3" Rollers	3" Roller Sleeves	6" Rollers	6" Roller Sleeves	Small laminating rollers	Large laminating rollers	Small Brushes	Large Brushes	Acetone (Litres)	Small Buckets	Large Buckets	Trim Adhesive
5	1	1	1	2	1	1	1	2	5	1	2	1
10	1	2	2	3	1	1	1	2	5	1	2	1
20	1	3	2	4	1	1	2	2	5	1	2	2
40	1	3	2	6	1	1	2	4	5	1	3	3
60	2	4	3	8	1	1	4	6	5	2	3	4
80	2	4	3	10	1	1	4	8	10	2	4	6
100	3	5	3	12	1	2	5	10	10	2	4	7